

## 2024-2025 Nova Scotia Assessment

### Reading, Writing, and Mathematics in Grade 6



#### About the Assessment

Grade 6 students wrote this assessment on four mornings in October 2024 (90 minutes/day for Reading and Writing and 60 minutes/day for Mathematics). For the reading portion of the assessment, students read different types of texts and answered questions about what they read. They also completed two writing tasks. For the mathematics portion, students answered questions in each of the mathematics strands (number and operations, patterns and relations, measurement, geometry, and statistics and probability).

Nova Scotia teachers work with the Department of Education and Early Childhood Development to develop this assessment, to score the writing tasks, and to set the assessment expectation. The expectation is what students should know and be able to do on their own at the beginning of grade 6. All the items and texts on the assessment are aligned with selected reading, writing, and mathematics outcomes in the curriculum up to grade 5.

The 2024-2025 assessment results will provide:

- teachers with information to inform instructional planning;
- parents and guardians with information on their child's performance;
- the Department of Education and Early Childhood Development and Regional Centres/CSAP with information to inform educational decisions.

Student assessment and evaluation are core components of our public education system. This assessment is one of many ways in which we monitor and respond to student progress. Teachers use a variety of assessment methods to gather information about student learning, inform instruction, and provide timely feedback to students. Provincial assessment results are used by teachers, together with classroom assessment information, to inform instructional decisions that are best suited to the individual student. Provincial assessment results do not affect report card grades or decisions about promotion or retention.

For more information about the assessment, <https://plans.ednet.ns.ca/grade6>

#### Did you know?

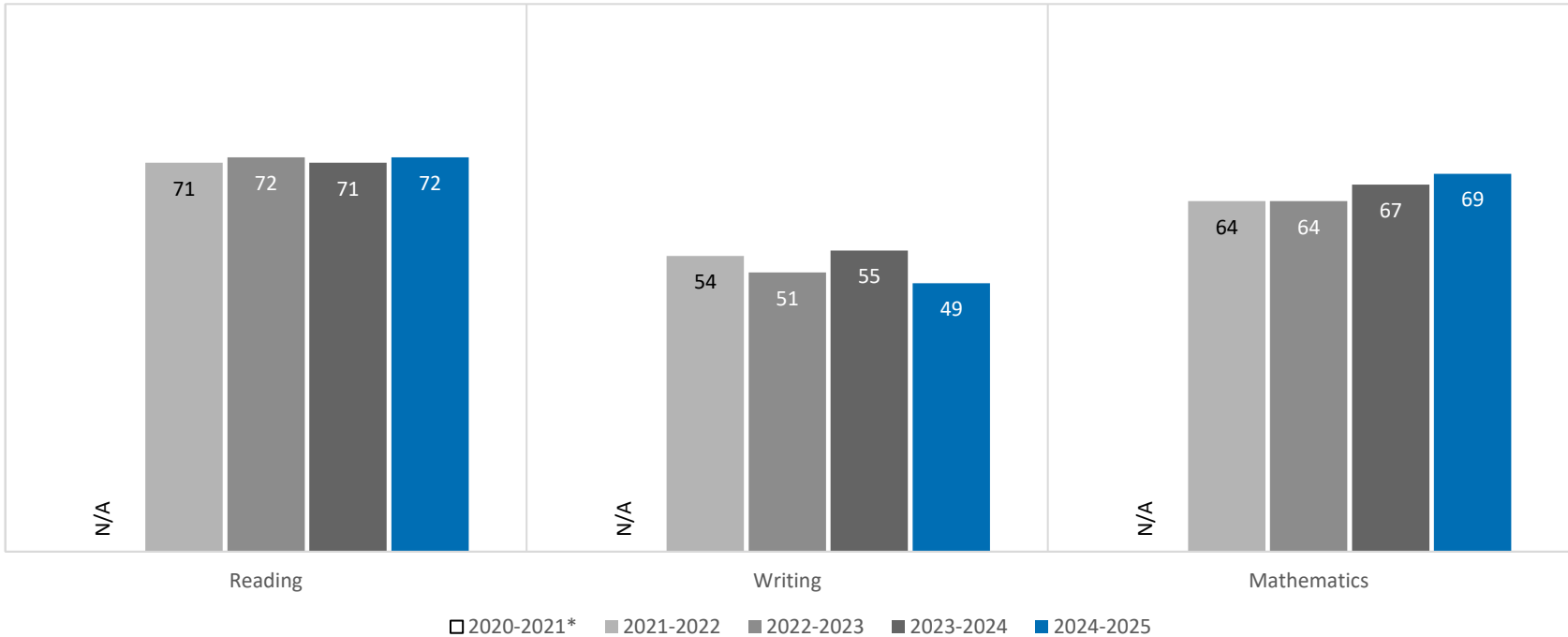
Nova Scotia Assessments are developed and scored in Nova Scotia by our teachers working with department staff.

*Lessons Learned* documents are available to teachers and administrators to support their use of assessment information to inform next steps.

2024-2025 Nova Scotia Assessment  
Reading, Writing, and Mathematics in Grade 6

Provincial Results

Percentage of students at or above the assessment expectation

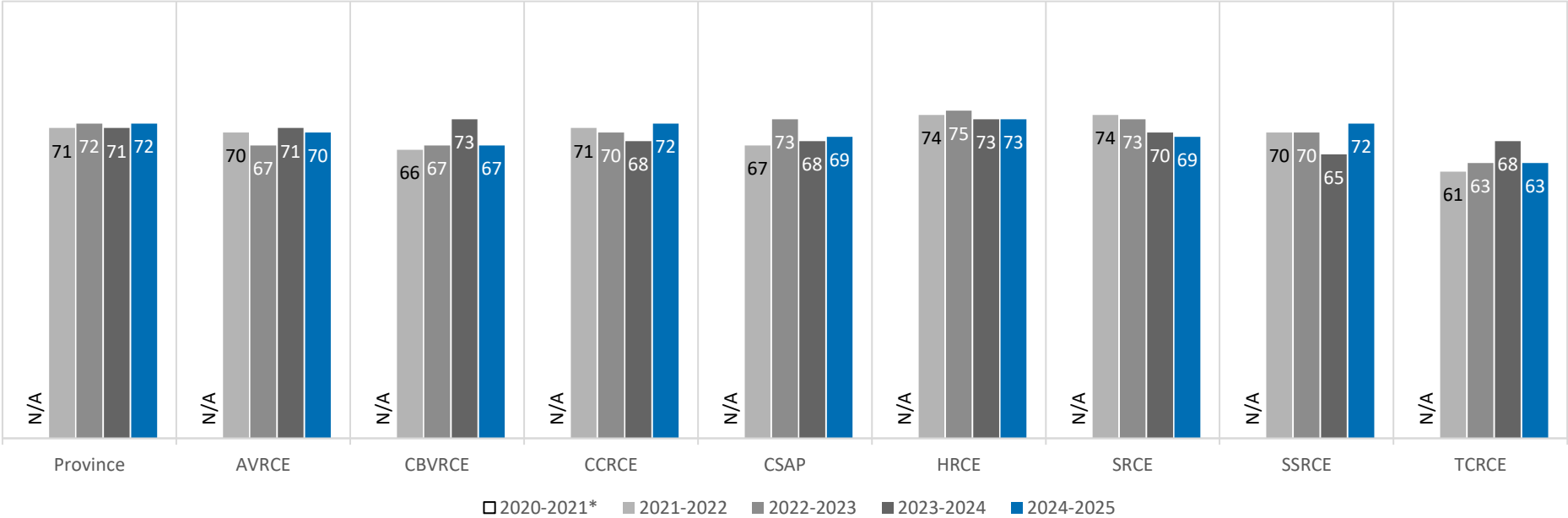


\*Not administered in 2020-2021 due to the COVID-19 pandemic.

2024-2025 Nova Scotia Assessment  
Reading, Writing, and Mathematics in Grade 6

Reading

Percentage of students at or above the assessment expectation (Province and Regional Centres/CSAP)



Participation rates for reading in 2024-2025

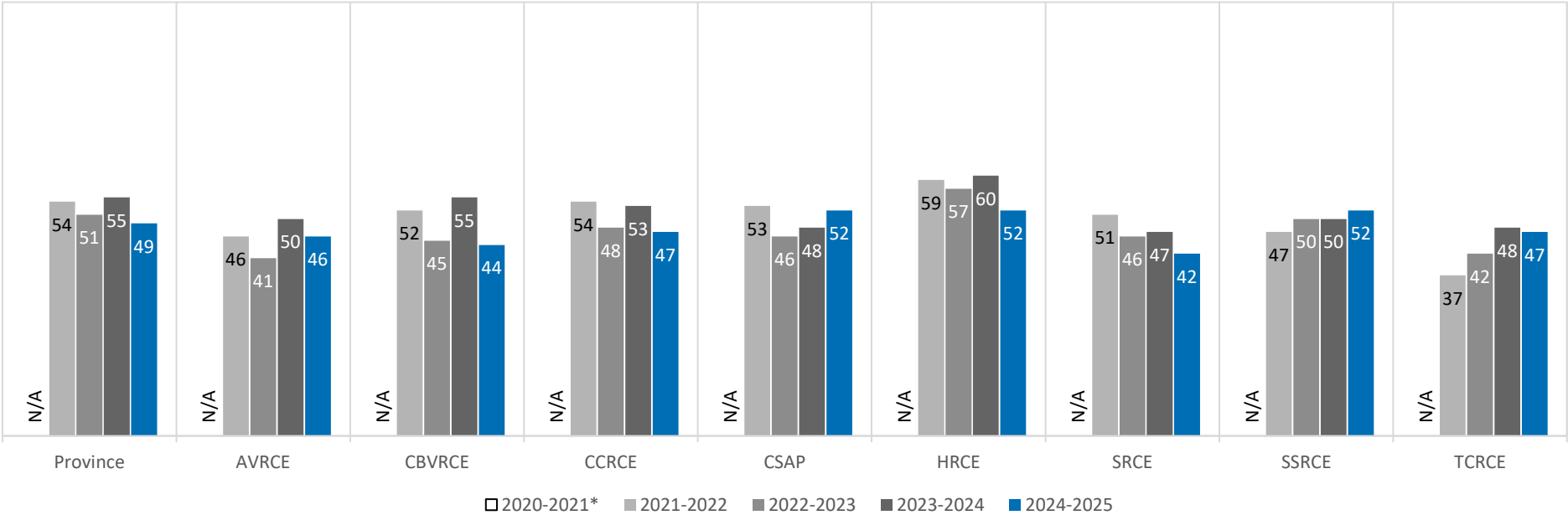
	Province	AVRCE	CBRCE	CCRCE	CSAP	HRCE	SRCE	SSRCE	TCRCE
Number of students in grade	9580	1006	900	1471	523	4402	433	453	392
Number of students participating	8889	944	795	1353	491	4163	398	413	332
Participation rate	93%	94%	88%	92%	94%	95%	92%	91%	85%

\*Not administered in 2020-2021 due to the COVID-19 pandemic.

2024-2025 Nova Scotia Assessment  
Reading, Writing, and Mathematics in Grade 6

Writing

Percentage of students at or above the assessment expectation (Province and Regional Centres/CSAP)



Participation rates for writing in 2024-2025

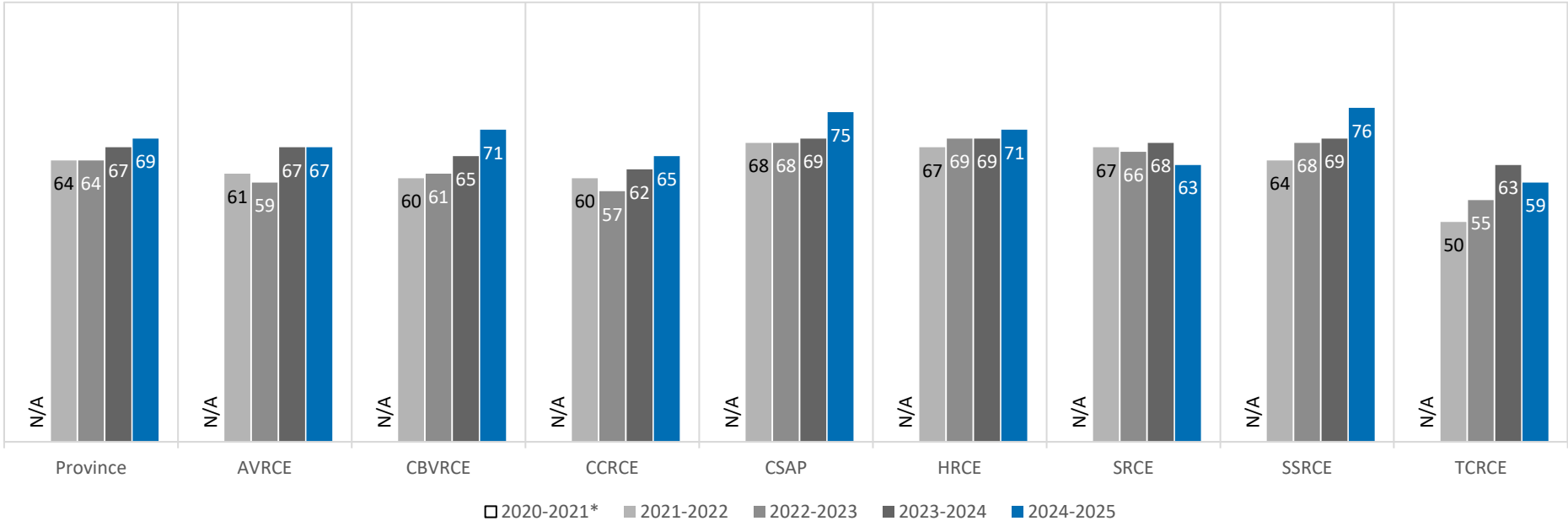
	Province	AVRCE	CBVRCE	CCRCE	CSAP	HRCE	SRCE	SSRCE	TCRCE
Number of students in grade	9580	1006	900	1471	523	4402	433	453	392
Number of students participating	8889	944	795	1353	491	4163	398	413	332
Participation rate	93%	94%	88%	92%	94%	95%	92%	91%	85%

\*Not administered in 2020-2021 due to the COVID-19 pandemic.

2024-2025 Nova Scotia Assessment  
Reading, Writing, and Mathematics in Grade 6

Mathematics

Percentage of students at or above the assessment expectation (Province and Regional Centres/CSAP)



Participation rates for mathematics in 2024-2025

	Province	AVRCE	CBVRCE	CCRCE	CSAP	HRCE	SRCE	SSRCE	TCRCE
Number of students in grade	9580	1006	900	1471	523	4402	433	453	392
Number of students participating	8864	944	785	1335	486	4157	395	417	345
Participation rate	93%	94%	87%	91%	93%	94%	91%	92%	88%

\*Not administered in 2020-2021 due to the COVID-19 pandemic.